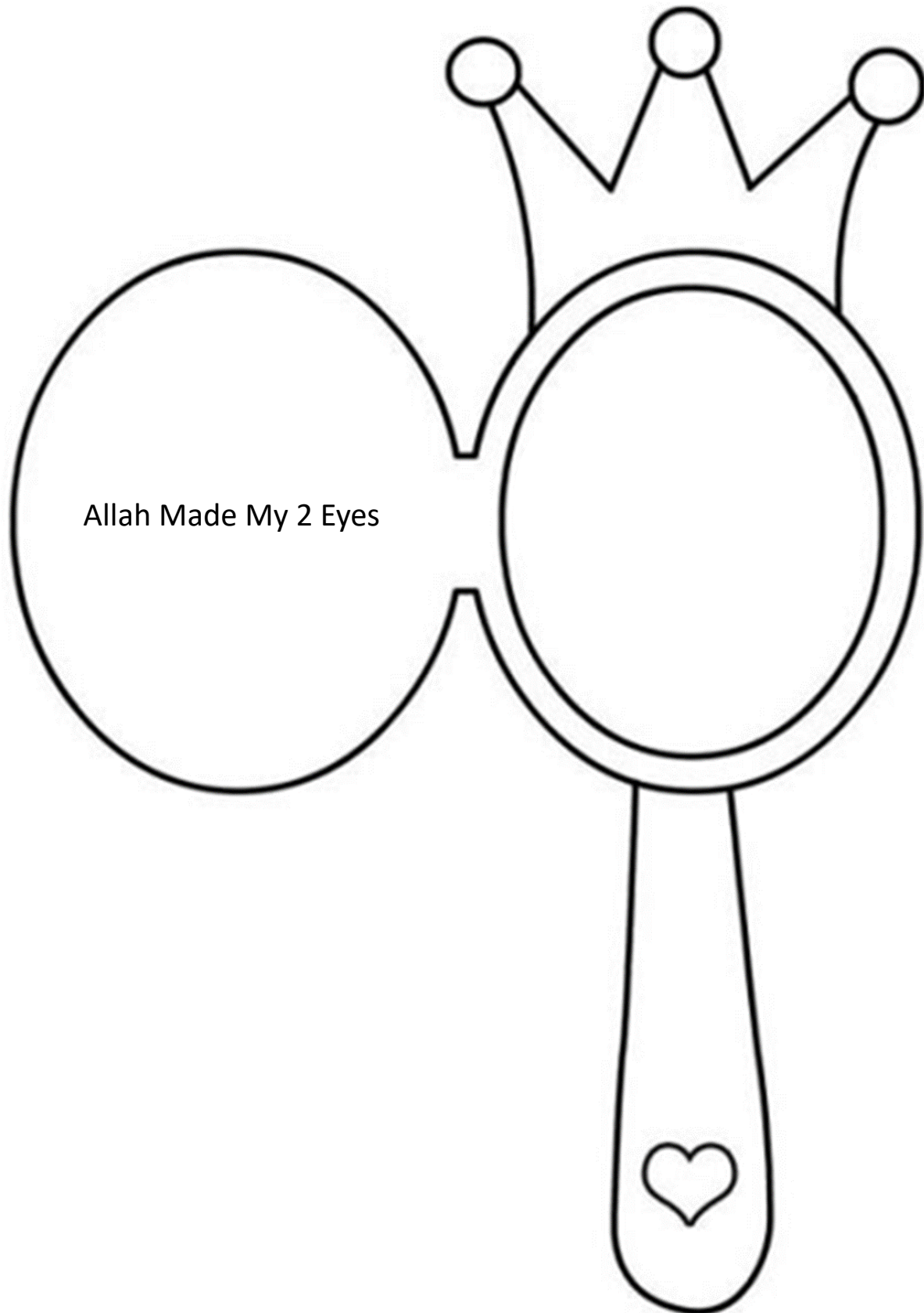
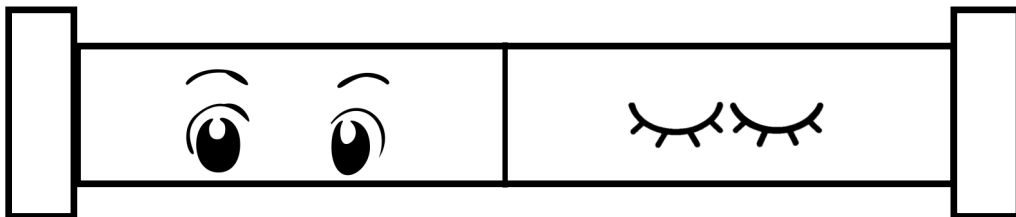



Cut an oval shape from foil and stick it on your mirror. Can you see the eye Allah made for you? (Optional: Cut around the outline for a hand-held mirror and decorate)

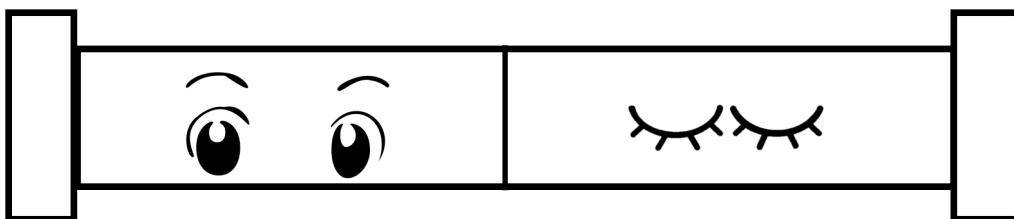



Allah Made My Two Eyes!



Cut through the slits on the face then cut around the eye strip and insert through the slits. Move across to open and shut the eyes.

Allah Made My Two Eyes!





Cut through the slits on the face then cut around the eye strip and insert through the slits. Move across to open and shut the eyes.



Assist student to glue false lashes onto eye images—alternatively, can use pipe cleaners to create eye outline; once dry, have child touch their own lashes and the lashes on the card, focusing on the word “eye.” Repeat activity with eyes opened and closed. Also trace numbers 1 and 2 with liquid glue/string dipped in glue, and let dry, for student to trace with fingers, repeating the numbers aloud.

Allah Made My Two Eyes!



1

2